


INTERACTIVE GRAMMAR



Cycle 2

Competency link
Competency 1

Time
15 minutes

Plural Soup

Structure

- Plurals of regular and common irregular nouns

Material

- Picture cards (Reproducible 1)
- Focus 2-A and 2-B

Theme

- Classroom objects, animals and body parts

Classroom set-up

- Groups of 2 to 4 students



Setting the scene

- Review vocabulary related to classroom objects, animals and body parts.
- Tell the students that they are going to play a card game in which they will identify different classroom objects, body parts and animals. They will also have to use the correct plural form of the vocabulary in English.

Procedure



- Form groups of two to four students.
- Distribute a set of picture cards to each group of students.
- Students place the picture cards face down in a pile.
- Taking turns, each student draws a picture card from the pile and, speaking aloud, identifies the object on the card along with the quantity, e.g.: one dog, two books, etc..
- If the student correctly identifies the picture and quantity and pronounces the plural form to the satisfaction of the rest of the team, that student may keep the card. If the student is unable to correctly identify the picture or does not pronounce the plural form correctly, that card is passed to the next student.
- The teacher should model the pronunciation of the plural "s" by exaggerating, e.g.: "Two bookssssss." Students should also be encouraged to exaggerate the pronunciation.
- This continues until all the cards in the pile have been correctly identified. The student with the most cards wins.

Language expected



Structure

- plural *s* and *es*
- irregular nouns *child - children, tooth - teeth, foot - feet, mouse - mice, man - men, woman - women*

Interaction

- Whose turn is it?
- It's my/your turn.
- Very good!
- That's correct/right.
- That's not correct/right.
- That's wrong.
- I don't understand.
- Please repeat.

Variations

+

follow-up












- For a more simple version, the teacher may select picture cards that practise only regular nouns with the plural "s".
- For more advanced practice, students can write their answers on a piece of paper in addition to saying them aloud.
- Students can make their own picture cards.
- The activity can also be done with different themes, e.g.: food, sports articles, vehicles, clothing, things related to different special occasions (Christmas, Halloween, etc.).

Plural Soup

2

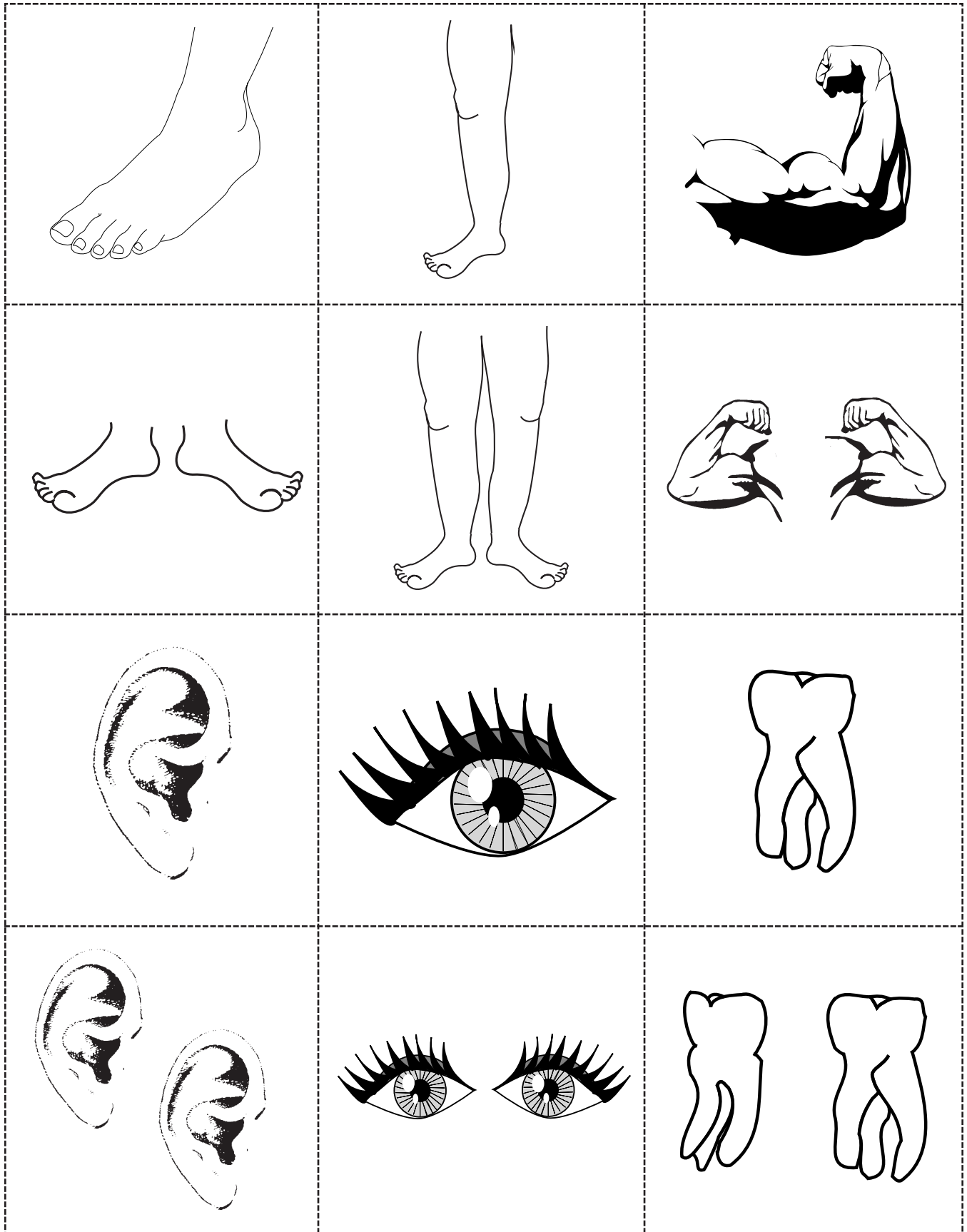
Picture Cards



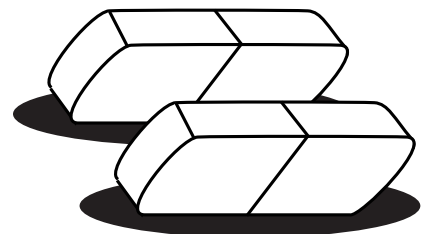

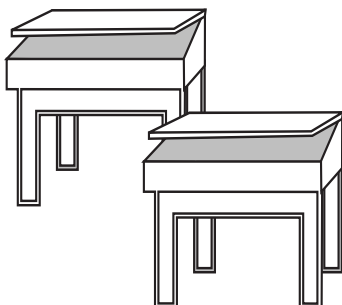
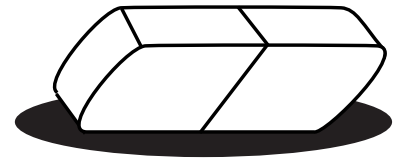
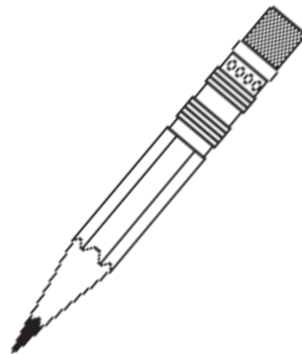

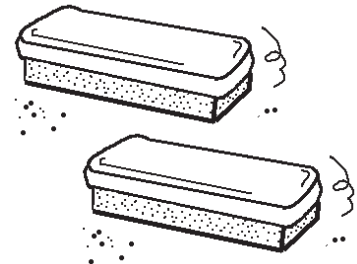


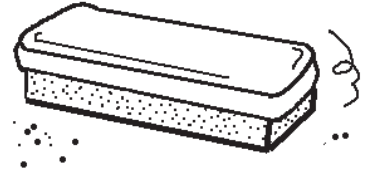


Plural Soup

2

Picture Cards



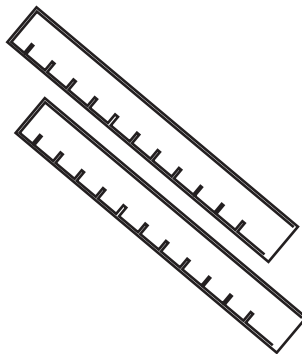
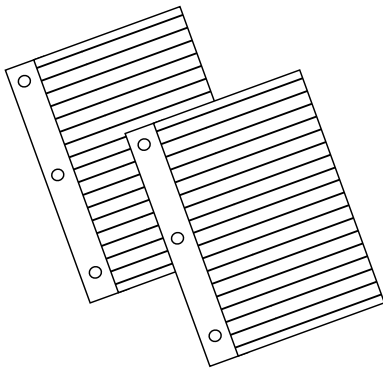
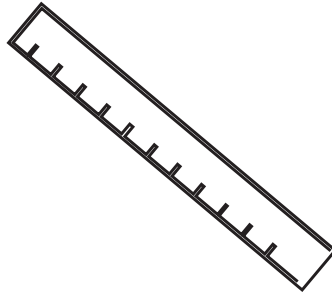

Picture Cards



Plural Soup

2

Picture Cards




Plural s

When we put a noun in the plural form in English we add an **s**.

Example

one dog - two dogs
one cat - two cats



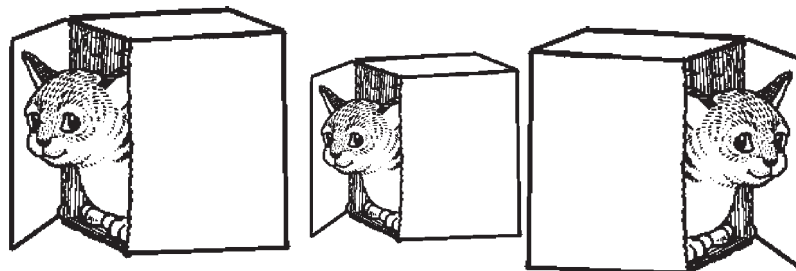
Seven smiling snakes.

Plural es

For words that end in the letters **s**, **x**, **sh** or **ch**, we add **es**.

Example

one bus - two buses
one box - two boxes
one brush - two brushes
one church - two churches



The cats are in the boxes.

Plural - Irregular Nouns


Some nouns are irregular.
We must learn the irregular plural forms of these words.

Example

one child - two children
one man - two men
one woman - two women
one foot - two feet
one tooth - two teeth
one mouse - two mice



The children have big feet.



The mice have big teeth.